

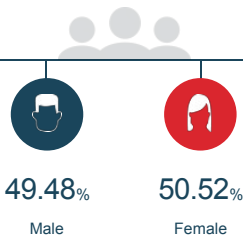
People

The total population of Coryell County is 83,488. The median age is 31.12

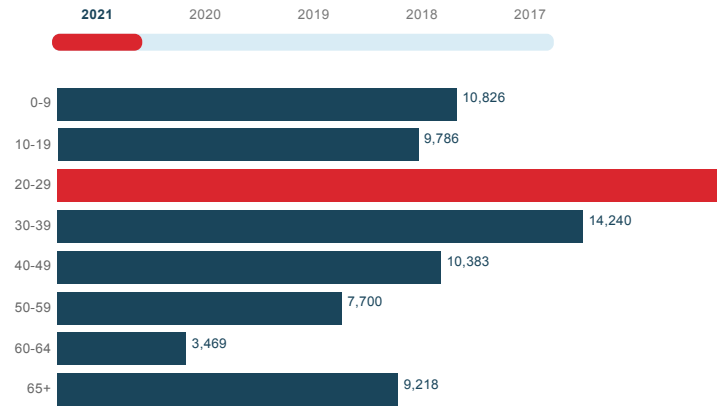
Download Image

83,488

Total Population



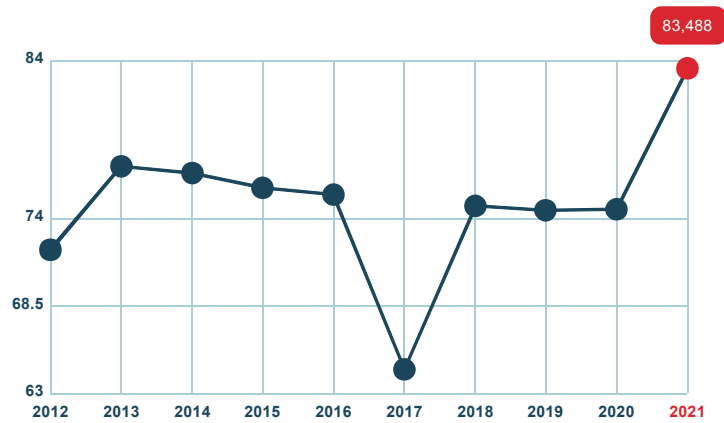
Age Distribution



Median Age

31

Population Growth (in thousands)



Educational Attainment

27.74% of the population in Coryell County have an Associate's degree or higher. 59.82% have completed some college or higher.



< Grade 9
4.56%



Grade 9-12
7.01%



High School
28.6%



Some College
32.08%



Assoc Degree
11.31%



Bach Degree
11.41%



Grad Degree
5.02%



offer Associate's Degree or Certificate



offer Bachelor's Degree or Higher

Labor Force

Coryell County has a labor force of 39,051 people, with an unemployment rate of 5%.

39,051

Labor Force

5%

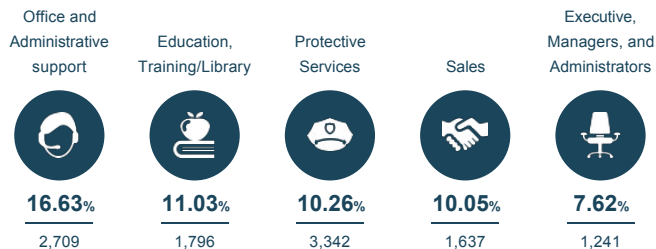
Unemployment Rate

▼ -0.9%

Unemployment Rate
Change (1 year)

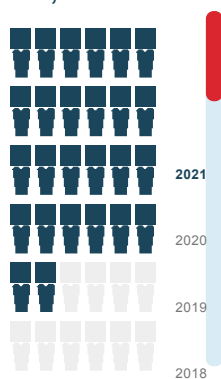
Talent

What are the largest job counts by occupation?



Total Employees

16,289



The work distribution of total employees in Coryell County is:



Total Establishments

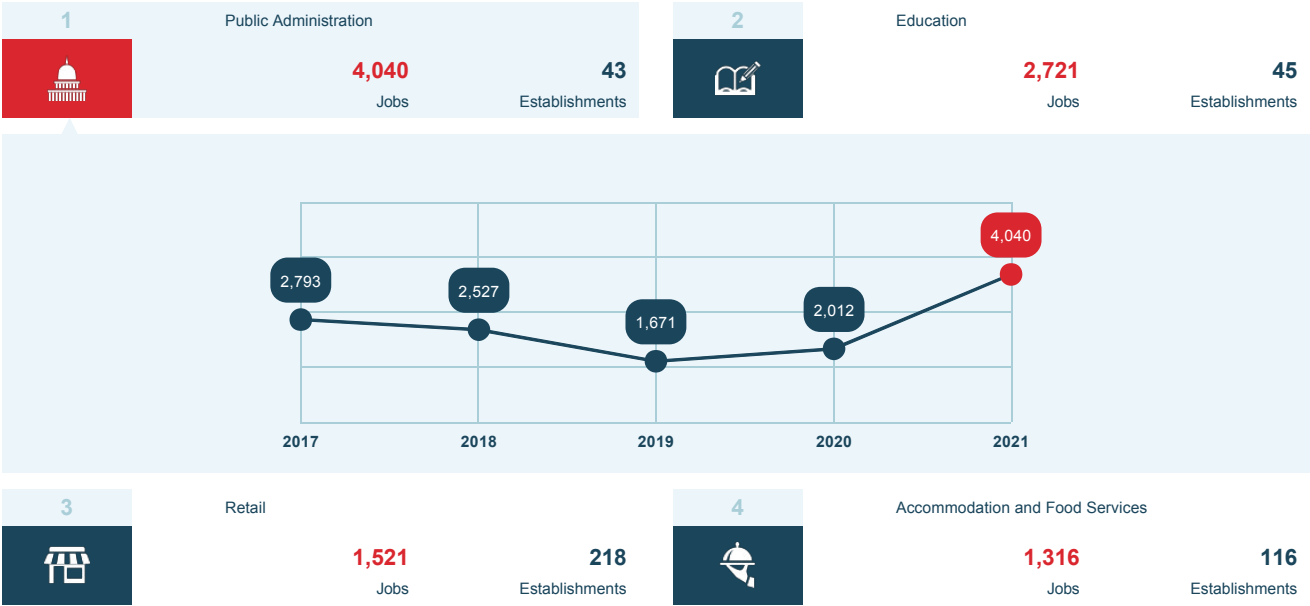
1,425



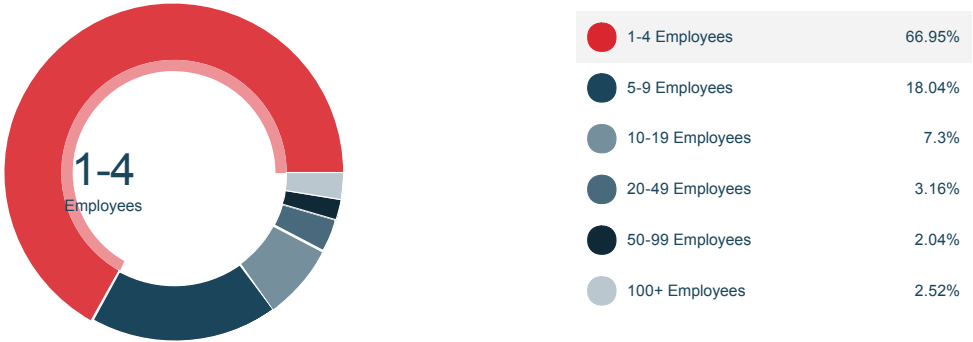
Businesses and Jobs

Coryell County has a total of 1,425 businesses. In 2021, the leading industries in Coryell County were Public Administration, Education, Retail, and Accommodation and Food Services.

What are the top industries by jobs?

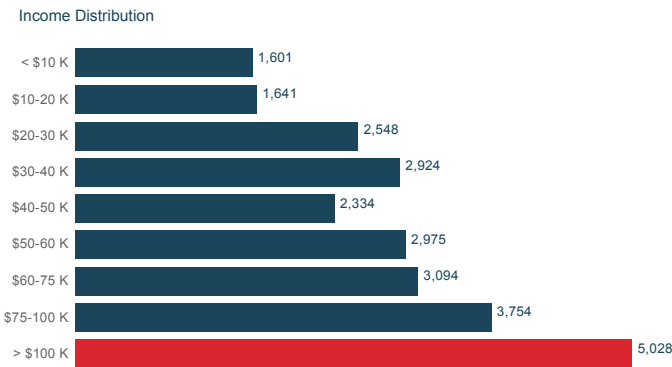
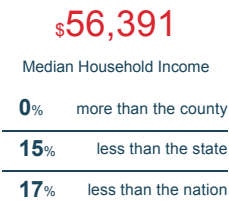


How many employees do businesses in Coryell County have?

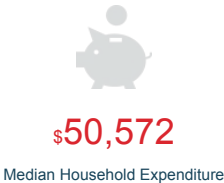


Income and Spending

Households in Coryell County earn a median yearly income of \$56,391. 33.9% of the households earn more than the national average each year. Household expenditures average \$50,572 per year. The majority of earnings get spent on Shelter, Transportation, Food and Beverages, Health Care, and Utilities.

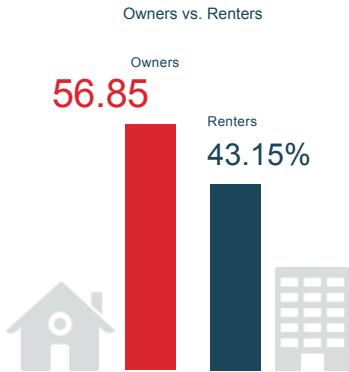


How do people spend most of their money?
PER HOUSEHOLD



Housing

There are 14% more households who own their homes than there are renters.



Transportation

Residents spend an average of 20 minutes commuting to work. Coryell County is served by 34 airports within 50 miles. Rail can be accessed within the community. Interstates can be accessed 9 miles away.



Taxes



Top State Corporate Income Tax

0%

Top State Corporate Capital Gains Tax

0%

Top State Personal Income Tax

0%

Top State Personal Capital Gains Tax

0%

State Sales Tax

6.25%